



Round 8 Coolum - Qld 20 & 21 August 2022



THOR

THOR MX1 Qualifying

Date: 20/08/22
Event: Q05
Weather: Sunny - Temp: 20.5C
Track: Good

Started at: 14:44:02
Laps: 15 Min
Starters: 36
Printed at: 15:04

PROVISIONAL CLASSIFICATION

Pos	No	Name	Machine	Fastest Lap	On Lap	Behind Leader	Behind Prev
1	20	Wilson TODD (QLD) / Team HRC Honda Racing	Honda CRF 450	1:42.222	4 of 8		
2	96	Kyle WEBSTER (VIC) / Team HRC Honda Racing	Honda CRF 450	1:44.259	4 of 8	2.037	2.037
3	5	Kirk GIBBS (SA) / KTM Australia	KTM SXF 450	1:44.394	4 of 8	2.172	.135
4	47	Todd WATERS (QLD) / Husqvarna M-cycles / TDUB / MAXXIS / M2R Helmets / Oakley / Albek / Fist	Husqvarna FC 450	1:45.045	2 of 8	2.823	.651
5	111	Dean FERRIS (QLD) / Team HRC Honda Racing	Honda CRF 450	1:45.345	3 of 8	3.123	.300
6	9	Aaron TANTI (QLD) / CDR Yamaha Monster Energy	Yamaha YZF 450	1:46.440	2 of 8	4.218	1.095
7	45	Hayden MELLROSS (VIC) / GasGas Racing Team / Oakley / Kirbtech Industries / SH Earthmoving	GasGas MC 450	1:47.729	6 of 7	5.507	1.289
8	153	Hayden SMITH (NZ) / Davey Motorsport	KTM SXF 450	1:48.254	2 of 2	6.032	.525
9	8	Zachary WATSON (QLD) / Hansen Const NQ / Rising Sun Townsville / Casson's Aust / Bell Powersports	Honda CRF 450	1:48.571	4 of 8	6.349	.317
10	81	Joel EVANS (QLD) / Bluefin LED / Brisbane M-cycles / UNIT / Furnikation / Maxxis / Motorex	Honda CRF 450	1:49.737	3 of 8	7.515	1.166
11	24	Brett METCALFE (SA) / GO24 Whitehaul KTM / Rat Racing / Michelin / DBS / SKDA / Delcon Civil	KTM SXF 450	1:50.507	6 of 6	8.285	.770
12	29	Navrin GROTHUES (QLD) / Yamaha Aust. / Mareeba Yamaha / 2NINE MX Coaching / Gaerne / Bell Helmets	Yamaha YZF 450	1:50.739	4 of 8	8.517	.232
13	121	Cody COOPER (BOP) / JP Racing / Alpinestars / 100% / Bridgestone / Pro Circuit	Kawasaki KX 450	1:51.115	5 of 7	8.893	.376
14	48	Joben BALDWIN (NSW) / Ride Red	Honda CRF 450	1:51.159	5 of 7	8.937	.044
15	35	Ricky LATIMER (QLD) / TLR / Castrol / Fly / Asterisk / Bridgestone / BDS	KTM SXF 450	1:51.340	5 of 8	9.118	.181
16	30	Joel WIGHTMAN (NSW) / Pro-Moto Susp. / DFD Plumbing / Yamaha Racing / Fly Racing / Incite Graphics	Yamaha YZF 450	1:51.809	4 of 8	9.587	.469
17	168	Zhane DUNLOP (QLD) / Brisbane M-cycles / Fly / JPM / Costanzo Racing Tuned / Kustom MX / Wizard Co	Yamaha YZF 450	1:52.290	3 of 7	10.068	.481
18	84	Siegah WARD (SA) / Honda Ride Red Privateer Program / Markane Racing / Performance Moto	Honda CRF 450	1:53.761	5 of 7	11.539	1.471
19	62	Dylan WOOD (NSW) / KTM Newcastle / Chris Woods Performance / Lusty Industries / Troy Lee Designs	KTM SXF 450	1:54.241	7 of 8	12.019	.480
20	215	Liam JACKSON (NSW) / Mudgee Power Sports / DMK Designs / Promoto Suspension / Oates MX	GasGas MC 450	1:54.330	3 of 7	12.108	.089
21	415	Cody SCHAT (QLD) / TLR / PJS Transport / BDS / Fly Racing / Bridgestone / Castrol / 6D Helmets	GasGas MC 450	1:54.611	5 of 8	12.389	.281
22	136	Travis SILK (NSW) / Pro-Moto Suspension	KTM SXF 450	1:54.853	3 of 6	12.631	.242
23	56	Riley STEPHENS (NSW) / Maitland Motorcycles	Honda CRF 450	1:55.265	2 of 7	13.043	.412
24	59	Julian CUTAJAR (WA) / Airblast Australia / Mandurah City KTM / WestEffex / Propleat / Choice Susp.	KTM SXF 450	1:55.763	2 of 7	13.541	.498
25	233	Oliver MARCHAND (NSW) / Toowoomba MPE	Honda CRF 450	1:55.834	2 of 8	13.612	.071
26	18	Mitchell NORRIS (SA) / Greyzone is Pirate Life Racing / Peter Stevens M-c / Tunetech Suspension	GasGas MC 450	1:57.232	4 of 6	15.010	1.398
27	17	Cory WATTS (VIC) / Scrivens Honda / RRS / Callum Morrison Construction / Josh McLean M-c	Honda CRF 450	1:57.459	3 of 7	15.237	.227
28	32	Joel CIGLIANO (NSW) / Mick Muldoon M-cycles / Pro-Moto Suspension / Rekluse / DMK Designs	Kawasaki KX 450	2:00.683	5 of 7	18.461	3.224
29	23	Steven POCOCK (WA) / Airblast Australia / Mandurah City KTM / Tyres for Bikes	KTM SXF 450	2:01.015	5 of 6	18.793	.332
30	46	Brock NINNESS (NSW)	KTM SXF 450	2:02.462	6 of 7	20.240	1.447
31	386	Kye ORCHARD (QLD) / Brisbane M-cycles / Fly / McLeod Accessories / Link International	Kawasaki KX 450	2:03.458	5 of 7	21.236	.996
32	41	Tyson WHILLAS (QLD) / MX Wraps / Willo's MX Development / JALK Diesel Services	KTM SXF 450	2:03.517	2 of 6	21.295	.059
33	98	Blake WALDON (NSW) / Yamaha / Two Wheel Obsession / McLeod Acc / Fly / MSC / Bridgestone	Yamaha YZF 450	2:09.068	2 of 5	26.846	5.551
34	60	Jordan DOCTOR (SA) / Doctors Property Services / CMC 411 / Hoey Racing	Kawasaki KX 450	2:17.586	5 of 6	35.364	8.518
35	893	Bradley ACE (QLD) / JRS M-cycles / Hy-Tec / BK Constructions / Tropical Bricklaying	GasGas MC 450	2:22.258	3 of 6	40.036	4.672
36	440	Jai WALKER (QLD) / KTM Australia / Guiltoneboxing Club / Intent MX Gear	KTM SXF 450	2:47.550	1 of 2	1:05.328	25.292

*** ALL RIDERS QUALIFY. TOP 10 RIDERS TO PROGRESS TO TOP 10 SHOOTOUT ***

The results are provisional until the end of the time limit for protests and appeals.

Chief Timekeeper - Scott Laing

Race Director - Mark Hancock



www.computime.com.au
COMPUTIME RACE TIMING SYSTEMS PTY LTD





Round 8 Coolum - Qld 20 & 21 August 2022



THOR

THOR MX1 Qualifying

Date: 20/08/22
Event: Q05
Weather: Sunny - Temp: 20.5C
Track: Good

Started at: 14:44:02
Laps: 15 Min
Starters: 36
Printed at: 15:04

PROVISIONAL LAP TIMES

No	Name	Lap 1	Lap 2	Lap 3	Lap 4	Lap 5	Lap 6	Lap 7	Lap 8
5	Kirk GIBBS (SA)	1:59.510	1:44.998	2:21.182	1:44.394	2:25.232	1:44.394	2:30.864	1:44.816
8	Zachary WATSON (QLD)	2:02.372	1:49.968	1:58.398	1:48.571	2:15.570	1:50.468	1:49.637	2:04.776
9	Aaron TANTI (QLD)	1:53.910	1:46.440	2:04.631	1:47.773	2:17.386	1:48.695	2:12.746	1:48.238
17	Cory WATTS (VIC)	2:24.355	2:13.339	1:57.459	2:10.047	2:13.558	2:14.142	2:30.626	
18	Mitchell NORRIS (SA)	2:47.592	2:01.465	2:02.256	1:57.232	1:58.995	4:08.310		
20	Wilson TODD (QLD)	1:58.431	1:43.674	2:06.237	1:42.222	2:08.836	1:42.470	2:12.445	1:56.814
23	Steven POCOCK (WA)	2:19.022	2:11.681	2:01.525	2:23.825	2:01.015	3:54.892		
24	Brett METCALFE (SA)	2:12.484	1:50.735	1:57.851	1:50.566	2:03.595	1:50.507		
29	Navrin GROTHUES (QLD)	2:13.574	1:50.906	2:04.316	1:50.739	2:01.942	1:51.632	2:26.000	1:54.739
30	Joel WIGHTMAN (NSW)	2:14.914	1:52.901	2:11.926	1:51.809	2:10.119	2:02.852	1:54.208	2:21.833
32	Joel CIGLIANO (NSW)	2:20.411	2:02.294	2:02.565	2:42.410	2:00.683	2:41.171	2:03.681	
35	Ricky LATIMER (QLD)	2:23.924	1:53.841	1:53.492	2:12.463	1:51.340	1:53.895	2:22.666	1:53.533
41	Tyson WHILLAS (QLD)	2:44.011	2:03.517	2:05.066	4:55.589	2:16.741	2:09.677		
45	Hayden MELLROSS (VIC)	2:26.962	1:50.797	1:49.042	2:53.507	1:47.959	1:47.729	2:16.658	
46	Brock NINNESS (NSW)	2:15.448	2:04.548	2:05.480	2:07.169	2:27.100	2:02.462	2:35.900	
47	Todd WATERS (QLD)	1:46.990	1:45.045	1:47.217	2:16.011	2:16.771	1:46.745	1:48.253	2:09.860
48	Joben BALDWIN (NSW)	1:54.456	3:12.323	1:52.109	2:42.264	1:51.159	2:34.802	1:54.579	
56	Riley STEPHENS (NSW)	2:59.841	1:55.265	1:58.617	2:58.986	1:56.587	2:18.233	2:02.586	
59	Julian CUTAJAR (WA)	2:14.269	1:55.763	2:04.913	1:56.461	3:30.500	2:13.113	1:56.320	
60	Jordan DOCTOR (SA)	2:25.931	2:49.733	2:25.434	2:28.332	2:17.586	2:45.588		
62	Dylan WOOD (NSW)	2:02.180	1:55.017	1:57.124	1:54.440	1:54.451	2:15.003	1:54.241	1:55.890
81	Joel EVANS (QLD)	2:09.641	2:25.637	1:49.737	2:11.366	1:55.041	1:55.451	2:17.355	1:52.432
84	Siegah WARD (SA)	2:10.781	1:57.995	1:55.547	2:13.481	1:53.761	2:46.715	2:05.068	
96	Kyle WEBSTER (VIC)	3:03.967	1:44.477	2:06.361	1:44.259	2:06.886	2:03.025	1:53.240	1:55.925
98	Blake WALDON (NSW)	2:38.590	2:09.068	5:06.265	2:19.393	2:46.018			
111	Dean FERRIS (QLD)	1:47.561	2:15.692	1:45.345	2:10.604	2:01.923	1:45.862	2:13.457	1:45.925
121	Cody COOPER (BOP)	2:13.956	2:19.186	3:04.009	1:51.365	1:51.115	2:45.735	2:19.887	
136	Travis SILK (NSW)	3:09.495	2:58.603	1:54.853	2:36.811	1:57.940	2:59.812		
153	Hayden SMITH (NZ)	1:51.235	1:48.254						
168	Zhane DUNLOP (QLD)	2:24.515	2:06.514	1:52.290	2:15.520	2:41.811	1:55.229	2:31.221	
215	Liam JACKSON (NSW)	2:28.720	1:57.289	1:54.330	2:22.777	1:54.997	2:29.203	1:54.904	
233	Oliver MARCHAND (NSW)	2:16.555	1:55.834	2:07.399	2:01.282	2:04.122	2:07.323	1:58.110	2:26.232
386	Kye ORCHARD (QLD)	2:31.796	2:09.753	2:07.300	2:16.875	2:03.458	2:33.417	2:10.709	
415	Cody SCHAT (QLD)	2:13.235	1:58.246	1:56.150	2:17.866	1:54.611	2:28.642	1:57.057	1:57.291
440	Jai WALKER (QLD)	2:47.550	12:24.157						
893	Bradley ACE (QLD)	2:36.731	2:28.516	2:22.258	2:50.324	2:38.987	2:49.629		

*** ALL RIDERS QUALIFY. TOP 10 RIDERS TO PROGRESS TO TOP 10 SHOOTOUT ***

The results are provisional until the end of the time limit for protests and appeals.


Chief Timekeeper - Scott Laing


Race Director - Mark Hancock



www.computime.com.au
COMPUTIME RACE TIMING SYSTEMS PTY LTD





Round 8 Coolum - Qld 20 & 21 August 2022



THOR

THOR MX1 Qualifying

Date: 20/08/22
Event: Q05
Weather: Sunny - Temp: 20.5C
Track: Good


Started at: 14:44:02
Laps: 15 Min
Starters: 36
Printed at: 15:04

PROVISIONAL SPLIT TIMES

Lap	Split 1	Split 2	Split 3	Lap Time	Lap	Split 1	Split 2	Split 3	Lap Time
5 Kirk GIBBS (SA) (3rd)					2	38.220	49.870	33.375	2:01.465
1	35.021	49.565	34.924	1:59.510	3	34.393	52.332	35.531	2:02.256
2	32.358	43.624	29.016	1:44.998	4	34.743	49.891	32.598	1:57.232
3	47.541	55.802	37.839	2:21.182	5	35.452	50.095	33.448	1:58.995
4	31.578	43.301	29.515	1:44.394	6	48.920	1:08.585	2:10.805	4:08.310
5	50.170	58.987	36.075	2:25.232	20 Wilson TODD (QLD) (1st)				
6	30.678	44.143	29.573	1:44.394	1	34.590	48.449	35.392	1:58.431
7	48.993	1:01.105	40.766	2:30.864	2	31.261	43.095	29.318	1:43.674
8	31.050	43.726	30.040	1:44.816	3	43.187	50.944	32.106	2:06.237
8 Zachary WATSON (QLD) (9th)					4	30.257	42.975	28.990	1:42.222
1	35.862	49.707	36.803	2:02.372	5	44.999	51.681	32.156	2:08.836
2	32.580	46.660	30.728	1:49.968	6	30.164	43.117	29.189	1:42.470
3	34.770	51.190	32.438	1:58.398	7	45.199	52.901	34.345	2:12.445
4	32.310	45.599	30.662	1:48.571	8	36.985	46.755	33.074	1:56.814
5	44.096	55.943	35.531	2:15.570	23 Steven POCOCK (WA) (29th)				
6	32.804	45.825	31.839	1:50.468	1	42.885	56.379	39.758	2:19.022
7	32.606	45.717	31.314	1:49.637	2	38.737	53.508	39.436	2:11.681
8	39.578	49.989	35.209	2:04.776	3	36.451	49.766	35.308	2:01.525
9 Aaron TANTI (QLD) (6th)					4	45.192	59.467	39.166	2:23.825
1	34.158	47.351	32.401	1:53.910	5	35.612	50.578	34.825	2:01.015
2	32.536	44.163	29.741	1:46.440	6	48.846	54.199	2:11.847	3:54.892
3	32.798	57.649	34.184	2:04.631	24 Brett METCALFE (SA) (11th)				
4	31.855	44.905	31.013	1:47.773	1	42.142	52.916	37.426	2:12.484
5	46.862	55.683	34.841	2:17.386	2	33.866	45.529	31.340	1:50.735
6	31.997	44.971	31.727	1:48.695	3	33.983	46.106	37.762	1:57.851
7	44.547	52.778	35.421	2:12.746	4	33.039	46.256	31.271	1:50.566
8	32.205	44.454	31.579	1:48.238	5	36.842	53.409	33.344	2:03.595
17 Cory WATTS (VIC) (27th)					6	33.242	45.632	31.633	1:50.507
1	43.086	59.882	41.387	2:24.355	29 Navrin GROTHUES (QLD) (12th)				
2	36.179	51.973	45.187	2:13.339	1	42.360	54.869	36.345	2:13.574
3	34.518	49.590	33.351	1:57.459	2	32.766	46.096	32.044	1:50.906
4	36.271	55.541	38.235	2:10.047	3	35.522	54.332	34.462	2:04.316
5	35.362	59.333	38.863	2:13.558	4	33.610	45.647	31.482	1:50.739
6	35.743	52.998	45.401	2:14.142	5	34.425	47.117	40.400	2:01.942
7	42.943	1:01.161	46.522	2:30.626	6	33.808	46.453	31.371	1:51.632
18 Mitchell NORRIS (SA) (26th)					7	47.825	59.699	38.476	2:26.000
1	43.456	1:11.690	52.446	2:47.592	8	33.501	47.560	33.678	1:54.739

Scott Laing
Chief Timekeeper - Scott Laing

Mark Hancock
Race Director - Mark Hancock





Round 8 Coolum - Qld 20 & 21 August 2022



THOR

THOR MX1 Qualifying

Date: 20/08/22
Event: Q05
Weather: Sunny - Temp: 20.5C
Track: Good


Started at: 14:44:02
Laps: 15 Min
Starters: 36
Printed at: 15:04

PROVISIONAL SPLIT TIMES

Lap	Split 1	Split 2	Split 3	Lap Time	Lap	Split 1	Split 2	Split 3	Lap Time
30 Joel WIGHTMAN (NSW) (16th)					4	44.868	54.720	1:13.919	2:53.507
1	39.296	56.144	39.474	2:14.914	5	32.608	44.836	30.515	1:47.959
2	33.353	47.342	32.206	1:52.901	6	32.706	44.685	30.338	1:47.729
3	38.774	52.689	40.463	2:11.926	7	43.612	54.237	38.809	2:16.658
4	33.498	47.097	31.214	1:51.809	46 Brock NINNESS (NSW) (30th)				
5	40.286	53.982	35.851	2:10.119	1	42.560	55.689	37.199	2:15.448
6	33.817	49.688	39.347	2:02.852	2	35.874	53.793	34.881	2:04.548
7	33.671	48.667	31.870	1:54.208	3	38.436	52.414	34.630	2:05.480
8	47.053	55.470	39.310	2:21.833	4	38.377	52.789	36.003	2:07.169
32 Joel CIGLIANO (NSW) (28th)					5	43.451	1:02.639	41.010	2:27.100
1	42.427	59.342	38.642	2:20.411	6	36.620	51.206	34.636	2:02.462
2	38.029	50.286	33.979	2:02.294	7	47.595	58.980	49.325	2:35.900
3	36.848	51.243	34.474	2:02.565	47 Todd WATERS (QLD) (4th)				
4	52.611	1:03.849	45.950	2:42.410	1	33.186	44.629	29.175	1:46.990
5	35.567	51.099	34.017	2:00.683	2	31.201	43.828	30.016	1:45.045
6	52.261	1:04.781	44.129	2:41.171	3	31.714	44.915	30.588	1:47.217
7	37.260	51.107	35.314	2:03.681	4	49.994	52.015	34.002	2:16.011
35 Ricky LATIMER (QLD) (15th)					5	48.041	54.506	34.224	2:16.771
1	41.934	58.043	43.947	2:23.924	6	31.849	44.483	30.413	1:46.745
2	34.093	48.169	31.579	1:53.841	7	33.121	45.461	29.671	1:48.253
3	33.857	47.647	31.988	1:53.492	8	32.683	49.375	47.802	2:09.860
4	45.474	53.887	33.102	2:12.463	48 Joben BALDWIN (NSW) (14th)				
5	33.310	46.952	31.078	1:51.340	1	35.072	47.563	31.821	1:54.456
6	33.676	47.402	32.817	1:53.895	2	33.829	46.927	1:51.567	3:12.323
7	48.706	55.937	38.023	2:22.666	3	33.071	47.429	31.609	1:52.109
8	33.587	48.085	31.861	1:53.533	4	52.610	1:09.700	39.954	2:42.264
41 Tyson WHILLAS (QLD) (32th)					5	32.908	46.382	31.869	1:51.159
1	39.524	55.551	1:08.936	2:44.011	6	51.372	1:03.136	40.294	2:34.802
2	36.989	52.062	34.466	2:03.517	7	33.365	47.042	34.172	1:54.579
3	37.238	52.052	35.776	2:05.066	56 Riley STEPHENS (NSW) (23th)				
4	1:21.422	1:01.843	2:32.324	4:55.589	1	47.230	1:21.781	50.830	2:59.841
5	38.609	58.693	39.439	2:16.741	2	34.108	48.519	32.638	1:55.265
6	37.066	54.492	38.119	2:09.677	3	35.067	50.586	32.964	1:58.617
45 Hayden MELLROSS (VIC) (7th)					4	54.064	1:10.655	54.267	2:58.986
1	43.548	58.684	44.730	2:26.962	5	34.460	48.553	33.574	1:56.587
2	32.465	46.215	32.117	1:50.797	6	35.861	1:06.001	36.371	2:18.233
3	32.186	46.314	30.542	1:49.042	7	36.231	51.177	35.178	2:02.586

Scott Laing
Chief Timekeeper - Scott Laing

Mark Hancock
Race Director - Mark Hancock





Round 8 Coolum - Qld 20 & 21 August 2022



THOR

THOR MX1 Qualifying

Date: 20/08/22
Event: Q05
Weather: Sunny - Temp: 20.5C
Track: Good

Started at: 14:44:02
Laps: 15 Min
Starters: 36
Printed at: 15:04

PROVISIONAL SPLIT TIMES

Lap	Split 1	Split 2	Split 3	Lap Time	Lap	Split 1	Split 2	Split 3	Lap Time
59 Julian CUTAJAR (WA) (24th)					4	42.559	55.117	35.805	2:13.481
1	34.985	59.197	40.087	2:14.269	5	33.607	47.550	32.604	1:53.761
2	34.483	48.562	32.718	1:55.763	6	34.697	49.460	1:22.558	2:46.715
3	41.511	51.217	32.185	2:04.913	7	37.887	50.109	37.072	2:05.068
4	34.916	48.303	33.242	1:56.461	96 Kyle WEBSTER (VIC) (2nd)				
5	47.750	54.120	1:48.630	3:30.500	1	53.418	1:26.817	43.732	3:03.967
6	41.768	56.406	34.939	2:13.113	2	31.037	43.635	29.805	1:44.477
7	34.456	48.243	33.621	1:56.320	3	43.006	48.320	35.035	2:06.361
60 Jordan DOCTOR (SA) (34th)					4	30.936	43.139	30.184	1:44.259
1	44.299	59.790	41.842	2:25.931	5	42.834	50.653	33.399	2:06.886
2	42.036	1:24.904	42.793	2:49.733	6	31.159	52.677	39.189	2:03.025
3	41.601	1:00.092	43.741	2:25.434	7	31.454	47.821	33.965	1:53.240
4	48.203	1:00.753	39.376	2:28.332	8	30.709	44.168	41.048	1:55.925
5	40.749	56.523	40.314	2:17.586	98 Blake WALDON (NSW) (33th)				
6	58.585	1:03.510	43.493	2:45.588	1	44.220	1:14.123	40.247	2:38.590
62 Dylan WOOD (NSW) (19th)					2	38.005	55.094	35.969	2:09.068
1	38.242	51.066	32.872	2:02.180	3	50.821	1:00.445	3:14.999	5:06.265
2	34.341	48.113	32.563	1:55.017	4	37.176	57.239	44.978	2:19.393
3	34.239	49.754	33.131	1:57.124	5	46.832	1:05.450	53.736	2:46.018
4	34.853	48.429	31.158	1:54.440	111 Dean FERRIS (QLD) (5th)				
5	35.155	47.667	31.629	1:54.451	1	31.581	45.836	30.144	1:47.561
6	42.890	54.480	37.633	2:15.003	2	46.097	54.255	35.340	2:15.692
7	34.664	47.034	32.543	1:54.241	3	30.850	45.026	29.469	1:45.345
8	34.393	48.477	33.020	1:55.890	4	45.958	51.924	32.722	2:10.604
81 Joel EVANS (QLD) (10th)					5	38.932	49.241	33.750	2:01.923
1	36.130	56.503	37.008	2:09.641	6	31.314	44.884	29.664	1:45.862
2	32.889	1:13.660	39.088	2:25.637	7	46.110	53.889	33.458	2:13.457
3	33.084	45.807	30.846	1:49.737	8	31.378	44.258	30.289	1:45.925
4	43.009	52.013	36.344	2:11.366	121 Cody COOPER (BOP) (13th)				
5	32.947	45.712	36.382	1:55.041	1	37.995	56.198	39.763	2:13.956
6	32.555	48.914	33.982	1:55.451	2	41.979	57.268	39.939	2:19.186
7	52.497	50.737	34.121	2:17.355	3	35.781	53.104	1:35.124	3:04.009
8	32.169	46.302	33.961	1:52.432	4	33.093	46.445	31.827	1:51.365
84 Siegah WARD (SA) (18th)					5	33.027	46.463	31.625	1:51.115
1	37.258	55.522	38.001	2:10.781	6	39.714	50.953	1:15.068	2:45.735
2	35.728	48.570	33.697	1:57.995	7	37.762	1:01.014	41.111	2:19.887
3	34.236	48.958	32.353	1:55.547					

Chief Timekeeper - Scott Laing

Race Director - Mark Hancock



www.computime.com.au
COMPUTIME RACE TIMING SYSTEMS PTY LTD





Round 8 Coolum - Qld 20 & 21 August 2022



THOR

THOR MX1 Qualifying

Date: 20/08/22
Event: Q05
Weather: Sunny - Temp: 20.5C
Track: Good

Started at: 14:44:02
Laps: 15 Min
Starters: 36
Printed at: 15:04

PROVISIONAL SPLIT TIMES

Lap	Split 1	Split 2	Split 3	Lap Time	Lap	Split 1	Split 2	Split 3	Lap Time
136 Travis SILK (NSW) (22th)					6	35.724	51.913	39.686	2:07.323
1	35.618	49.657	1:44.220	3:09.495	7	35.709	49.131	33.270	1:58.110
2	1:12.505	58.488	47.610	2:58.603	8	48.111	57.146	40.975	2:26.232
3	33.882	48.791	32.180	1:54.853	386 Kye ORCHARD (QLD) (31th)				
4	50.456	1:06.223	40.132	2:36.811	1	43.493	1:08.239	40.064	2:31.796
5	34.542	49.247	34.151	1:57.940	2	38.454	54.316	36.983	2:09.753
6	54.402	1:17.833	47.577	2:59.812	3	37.168	52.562	37.570	2:07.300
153 Hayden SMITH (NZ) (8th)					4	37.529	1:02.307	37.039	2:16.875
1	32.771	46.254	32.210	1:51.235	5	35.910	50.975	36.573	2:03.458
2	32.875	44.981	30.398	1:48.254	6	45.606	1:04.805	43.006	2:33.417
168 Zhane DUNLOP (QLD) (17th)					7	36.521	54.054	40.134	2:10.709
1	40.155	58.883	45.477	2:24.515	415 Cody SCHAT (QLD) (21th)				
2	33.373	53.932	39.209	2:06.514	1	41.921	53.914	37.400	2:13.235
3	33.014	47.563	31.713	1:52.290	2	34.641	50.298	33.307	1:58.246
4	47.565	52.139	35.816	2:15.520	3	34.590	48.962	32.598	1:56.150
5				2:41.811	4	43.291	59.741	34.834	2:17.866
6	34.203	48.415	32.611	1:55.229	5	33.884	48.855	31.872	1:54.611
7	44.962	1:00.532	45.727	2:31.221	6	49.212	1:00.736	38.694	2:28.642
215 Liam JACKSON (NSW) (20th)					7	33.822	49.716	33.519	1:57.057
1	41.318	1:08.403	38.999	2:28.720	8	34.566	49.264	33.461	1:57.291
2	34.663	47.997	34.629	1:57.289	440 Jai WALKER (QLD) (36th)				
3	34.103	48.463	31.764	1:54.330	1	50.777	1:07.214	49.559	2:47.550
4	49.275	57.642	35.860	2:22.777	2	54.733	1:14.885	10:14.539	12:24.157
5	33.926	48.505	32.566	1:54.997	893 Bradley ACE (QLD) (35th)				
6	47.761	1:03.166	38.276	2:29.203	1	43.685	1:05.915	47.131	2:36.731
7	33.789	48.838	32.277	1:54.904	2	40.083	1:03.976	44.457	2:28.516
233 Oliver MARCHAND (NSW) (25th)					3	41.544	58.561	42.153	2:22.258
1	42.792	54.639	39.124	2:16.555	4	54.734	1:05.729	49.861	2:50.324
2	35.581	48.156	32.097	1:55.834	5	43.541	1:12.168	43.278	2:38.987
3	37.797	53.166	36.436	2:07.399	6	45.411	1:12.448	51.770	2:49.629
4	35.797	49.029	36.456	2:01.282					
5	35.639	49.449	39.034	2:04.122					

*** ALL RIDERS QUALIFY. TOP 10 RIDERS TO PROGRESS TO TOP 10 SHOOTOUT ***

The results are provisional until the end of the time limit for protests and appeals.


Chief Timekeeper - Scott Laing


Race Director - Mark Hancock



www.computime.com.au
COMPUTIME RACE TIMING SYSTEMS PTY LTD





**Round 8
Coolum - Qld
20 & 21 August 2022**



THOR

**THOR MX1
Qualifying**

Date: 20/08/22
Event: Q05
Weather: Sunny - Temp: 20.5C
Track: Good

Started at: 14:44:02
Laps: 15 Min
Starters: 36
Printed at: 15:04

PROVISIONAL FASTEST LAPS SEQUENCE

Race Time	No	Name	Machine	Fastest Lap	On Lap
1:51.379	47	Todd WATERS (QLD)	Husqvarna FC 450	1:46.990	1
3:36.424	47	Todd WATERS (QLD)	Husqvarna FC 450	1:45.045	2
3:46.473	20	Wilson TODD (QLD)	Honda CRF 450	1:43.674	2
7:34.932	20	Wilson TODD (QLD)	Honda CRF 450	1:42.222	4

*** ALL RIDERS QUALIFY. TOP 10 RIDERS TO PROGRESS TO TOP 10 SHOOTOUT ***

The results are provisional until the end of the time limit for protests and appeals.


Chief Timekeeper - Scott Laing


Race Director - Mark Hancock





Round 8 Coolum - Qld 20 & 21 August 2022



THOR

THOR MX1 Qualifying

Date: 20/08/22
Event: Q05
Weather: Sunny - Temp: 20.5C
Track: Good


Started at: 14:44:02
Laps: 15 Min
Starters: 36
Printed at: 15:04

PROVISIONAL BEST PARTIAL TIMES

Pos	Split 1		Split 2		Split 3		LAP		Ideal	Fastest
	Name	Time	Name	Time	Name	Time	Name	Time		
1	W. TODD	30.164	W. TODD	42.975	W. TODD	28.990	W. TODD	1:42.129	1:42.222	
2	K. GIBBS	30.678	K. WEBSTER	43.139	K. GIBBS	29.016	K. GIBBS	1:42.995	1:44.394	
3	K. WEBSTER	30.709	K. GIBBS	43.301	T. WATERS	29.175	K. WEBSTER	1:43.653	1:44.259	
4	D. FERRIS	30.850	T. WATERS	43.828	D. FERRIS	29.469	T. WATERS	1:44.204	1:45.045	
5	T. WATERS	31.201	A. TANTI	44.163	A. TANTI	29.741	D. FERRIS	1:44.577	1:45.345	
6	A. TANTI	31.855	D. FERRIS	44.258	K. WEBSTER	29.805	A. TANTI	1:45.759	1:46.440	
7	J. EVANS	32.169	H. MELLROSS	44.685	H. MELLROSS	30.338	H. MELLROSS	1:47.209	1:47.729	
8	H. MELLROSS	32.186	H. SMITH	44.981	H. SMITH	30.398	H. SMITH	1:48.150	1:48.254	
9	Z. WATSON	32.310	B. METCALFE	45.529	Z. WATSON	30.662	Z. WATSON	1:48.571	1:48.571	
10	N. GROTHUES	32.766	Z. WATSON	45.599	J. EVANS	30.846	J. EVANS	1:48.727	1:49.737	
11	H. SMITH	32.771	N. GROTHUES	45.647	R. LATIMER	31.078	N. GROTHUES	1:49.784	1:50.739	
12	J. BALDWIN	32.908	J. EVANS	45.712	D. WOOD	31.158	B. METCALFE	1:49.839	1:50.507	
13	Z. DUNLOP	33.014	J. BALDWIN	46.382	J. WIGHTMAN	31.214	J. BALDWIN	1:50.899	1:51.159	
14	C. COOPER	33.027	C. COOPER	46.445	B. METCALFE	31.271	C. COOPER	1:51.097	1:51.115	
15	B. METCALFE	33.039	R. LATIMER	46.952	N. GROTHUES	31.371	R. LATIMER	1:51.340	1:51.340	
16	R. LATIMER	33.310	D. WOOD	47.034	J. BALDWIN	31.609	J. WIGHTMAN	1:51.664	1:51.809	
17	J. WIGHTMAN	33.353	J. WIGHTMAN	47.097	C. COOPER	31.625	Z. DUNLOP	1:52.290	1:52.290	
18	S. WARD	33.607	S. WARD	47.550	Z. DUNLOP	31.713	D. WOOD	1:52.431	1:54.241	
19	L. JACKSON	33.789	Z. DUNLOP	47.563	L. JACKSON	31.764	S. WARD	1:53.510	1:53.761	
20	C. SCHAT	33.822	L. JACKSON	47.997	C. SCHAT	31.872	L. JACKSON	1:53.550	1:54.330	
21	T. SILK	33.882	O. MARCHAND	48.156	O. MARCHAND	32.097	C. SCHAT	1:54.549	1:54.611	
22	R. STEPHENS	34.108	J. CUTAJAR	48.243	T. SILK	32.180	T. SILK	1:54.853	1:54.853	
23	D. WOOD	34.239	R. STEPHENS	48.519	J. CUTAJAR	32.185	J. CUTAJAR	1:54.884	1:55.763	
24	M. NORRIS	34.393	T. SILK	48.791	S. WARD	32.353	R. STEPHENS	1:55.265	1:55.265	
25	J. CUTAJAR	34.456	C. SCHAT	48.855	M. NORRIS	32.598	O. MARCHAND	1:55.834	1:55.834	
26	C. WATTS	34.518	C. WATTS	49.590	R. STEPHENS	32.638	M. NORRIS	1:56.861	1:57.232	
27	J. CIGLIANO	35.567	S. POCOCK	49.766	C. WATTS	33.351	C. WATTS	1:57.459	1:57.459	
28	O. MARCHAND	35.581	M. NORRIS	49.870	J. CIGLIANO	33.979	J. CIGLIANO	1:59.832	2:00.683	
29	S. POCOCK	35.612	J. CIGLIANO	50.286	T. WHILLAS	34.466	S. POCOCK	2:00.203	2:01.015	
30	B. NINNESS	35.874	K. ORCHARD	50.975	B. NINNESS	34.630	B. NINNESS	2:01.710	2:02.462	
31	K. ORCHARD	35.910	B. NINNESS	51.206	S. POCOCK	34.825	K. ORCHARD	2:03.458	2:03.458	
32	T. WHILLAS	36.989	T. WHILLAS	52.052	B. WALDON	35.969	T. WHILLAS	2:03.507	2:03.517	
33	B. WALDON	37.176	B. WALDON	55.094	K. ORCHARD	36.573	B. WALDON	2:08.239	2:09.068	
34	B. ACE	40.083	J. DOCTOR	56.523	J. DOCTOR	39.376	J. DOCTOR	2:16.648	2:17.586	
35	J. DOCTOR	40.749	B. ACE	58.561	B. ACE	42.153	B. ACE	2:20.797	2:22.258	
36	J. WALKER	50.777	J. WALKER	1:07.214	J. WALKER	49.559	J. WALKER	2:47.550	2:47.550	

*** ALL RIDERS QUALIFY. TOP 10 RIDERS TO PROGRESS TO TOP 10 SHOOTOUT ***

The results are provisional until the end of the time limit for protests and appeals.


Chief Timekeeper - Scott Laing


Race Director - Mark Hancock



www.computime.com.au
COMPUTIME RACE TIMING SYSTEMS PTY LTD





**Round 8
Coolum - Qld
20 & 21 August 2022**



THOR

**THOR MX1
Qualifying**

Date: 20/08/22
Event: Q05
Weather: Sunny - Temp: 20.5C
Track: Good

Started at: 14:44:02
Laps: 15 Min
Starters: 36
Printed at: 15:04

PROVISIONAL RACE INFORMATION

Time	Description
14:44:02	Event Start
14:49:38	*** TOP TEN PROGRESS TO SUPERPOLE ***
14:59:07	Chequered Flag
15:01:16	Event Finish

*** ALL RIDERS QUALIFY. TOP 10 RIDERS TO PROGRESS TO TOP 10 SHOOTOUT ***

The results are provisional until the end of the time limit for protests and appeals.


.....
Chief Timekeeper - Scott Laing


.....
Race Director - Mark Hancock

